

Multifractal Partition Function Analysis of Intermittent Turbulence at the Heliospheric Boundaries

Wiesław M. Macek, Anna Wawrzaszek

Space Research Centre, Polish Academy of Sciences,
Bartycka 18 A, 00-716 Warsaw, Poland;

Faculty of Mathematics and Natural Sciences, Cardinal Stefan Wyszyński University,
Wóycickiego 1/3, 01-938 Warsaw, Poland;

e-mail: macek@cbk.waw.pl, <http://www.cbk.waw.pl/~macek>



Mamaia, 7–10 September 2014

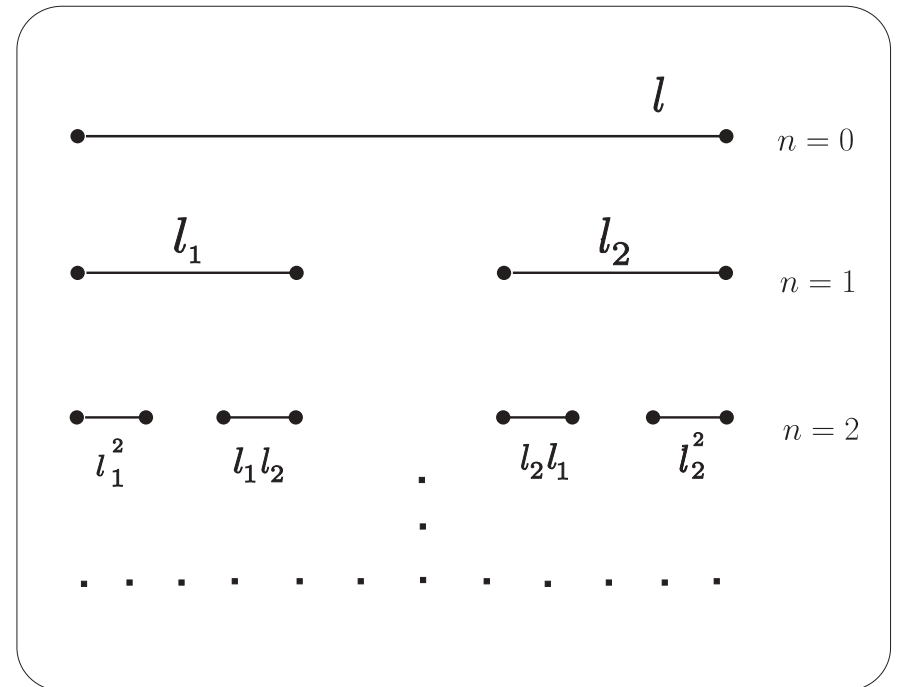
Plan of Presentation

1. Introduction
 - Fractals and Multifractals
 - Importance of Multifractality
2. Methods of Data Analysis
 - Magnetic Field Strength Fluctuations
 - Generalized Scaling Property
 - Measures and Multifractality
 - Multifractal Model for Magnetic Turbulence
 - Degree of Multifractality and Asymmetry
3. Results for Voyager spacecraft
 - Multifractal Singularity Spectrum
 - Degree of Multifractality and Asymmetry
 - Multifractal Turbulence between the Termination Shock and the Heliopause
4. Conclusions

Prologue

A **fractal** is a rough or fragmented geometrical object that can be subdivided in parts, each of which is (at least approximately) a reduced-size copy of the whole. Fractals are generally *self-similar* and independent of scale (fractal dimension).

A **multifractal** is a set of intertwined fractals. Self-similarity of multifractals is scale dependent (spectrum of dimensions). A deviation from a strict self-similarity is also called **intermittency**.



Two-scale **Cantor set**.

Importance of Multifractality

Turbulent behavior of the solar wind plasma with the embedded magnetic field may exhibit some unexpected regularity described by multifractal scaling laws. The multifractal spectrum of this complex system has been investigated using magnetic field data measured *in situ* by Voyager in the outer heliosphere up to large distances from the Sun (Burlaga, 1991, 1995, 2004) and even in the heliosheath (Burlaga and Ness, 2010, 2012; Burlaga et al., 2006). In addition, Multifractal scaling of the energy flux in solar wind turbulence using Helios (plasma) data in the inner heliosphere has been analyzed by March et al. (1996).

To quantify scaling of solar wind turbulence we have developed a generalized two-scale weighted Cantor set model using the partition technique (Macek 2007; Macek and Szczepaniak, 2008), We have investigated the spectrum of generalized dimensions and the corresponding multifractal singularity spectrum depending on one probability measure parameter and two rescaling parameters. In this way we have looked at the inhomogeneous rate of the transfer of the energy flux indicating multifractal and intermittent behavior of solar wind turbulence. In particular, we have studied in detail fluctuations of the velocity of the flow of the solar wind, as measured in the inner heliosphere by Helios (Macek and Szczepaniak, 2008), Advanced Composition Explorer (ACE) (Szczepaniak and Macek, 2008), and Voyager in the outer heliosphere (Macek and Wawrzaszek, 2009), including Ulysses observations at high heliospheric latitudes (Wawrzaszek and Macek, 2010).

It is well known that Voyager 1 crossed the termination heliospheric shock, which separates the Solar System plasma from the surrounding heliosheath with the subsonic solar wind, on 16 December 2004 at heliocentric distances of 94 AU (at present its distance to the Sun is about 129 AU after crossing the heliopause at 122 AU (Webber and McDonald, 2013; Krimigis et al. 2013; Stone et al. 2013; Gurnett et al., 2013). Please note that (using the pressure balance) the distance to the nose of the heliopause has been estimated to be ~ 120 AU (Macek, 1998). Later, in 2007 also Voyager 2 crossed the termination shock at least five times at distances of 84 AU (now is at 109 AU).

Variations of the magnetic field strength observed by Voyager 2 have also been analyzed including those prior and after crossing the termination shock up to distances of ~ 90 AU in 2009 (from 2007.7 to 2009.4), see (Burlaga et al., 2008, 2009, 2010).

In our GRL paper (2011) we have shown that multifractal turbulence is modulated by the solar activity, and the degree of multifractality is decreasing with distance. We have further investigated the multifractal scaling for both Voyager 1 and 2 data that allowed us to infer more information about the heliospheric magnetic fields in both the northern and southern hemisphere, including the correlation with the solar cycle (Macek et al., 2012, Macek and Wawrzaszek, 2013).

In this paper we extend our analysis further in the heliosheath ahead of the heliopause.

In particular, we have confirmed that multifractal structure is modulated by the solar activity, but with some time delay, and the degree of multifractality is in fact decreasing with distance: before shock crossing is greater than that in the heliosheath.

Moreover, we have demonstrated that the multifractal spectrum is asymmetric before shock crossing, in contrast to the nearly symmetric spectrum observed in the heliosheath; the solar wind in the outer heliosphere may exhibit strong asymmetric scaling, where the spectrum is prevalently right-skewed.

The obtained delay between Voyager 1 and 2 can certainly be correlated with the evolution of the heliosphere, providing an additional support to some earlier independent claims that the solar wind termination shock itself is possibly asymmetric (Stone et al., 2008).

- W. M. Macek, Multifractality and Intermittency in the Solar Wind, *Nonlin. Processes Geophys.* **14**, 695–700 (2007).
- W. M. Macek and A. Szczepaniak, Generalized Two-Scale Weighted Cantor Set Model for Solar Wind Turbulence, *Geophys. Res. Lett.*, **35**, L02108 (2008).
- A. Szczepaniak and W. M. Macek, Asymmetric Multifractal Model for Solar Wind Intermittent Turbulence, *Nonlin. Processes Geophys.*, **15**, 615–620 (2008).
- W. M. Macek, Chaos and Multifractals in the Solar System Plasma, in *Topics on Chaotic Systems*, edited by C. H. Skiadas et al., Selected Papers from Chaos 2008 International Conference, World Scientific, New Jersey, pp. 214–223 (2009).
- W. M. Macek and A. Wawrzaszek, Evolution of Asymmetric Multifractal Scaling of Solar Wind Turbulence in the Outer Heliosphere, *J. Geophys. Res.*, **114**, A03108 (2009).
- W. M. Macek, A. Wawrzaszek, T. Hada, Multiscale Multifractal Intermittent Turbulence in Space Plasmas, *J. Plasma Fusion Res. Series*, vol. **8**, 142-147 (2009).
- W. M. Macek, Chaos and Multifractals in the Solar Wind, *Adv. Space Res.*, **46**, 526–531 (2010).
- W. M. Macek and A. Wawrzaszek, Multifractal Turbulence at the Termination Shock, *Solar Wind 12*, American Institute of Physics, vol. CP1216 (2010), pp. 572–575.
- H. Lamy, A. Wawrzaszek, W. M. Macek, T. Chang, New Multifractal Analyses of the Solar Wind Turbulence: Rank-Ordered Multifractal Analysis and Generalized Two-scale Weighted Cantor Set Model, *Solar Wind 12*, American Institute of Physics, vol. CP1216 (2010), pp. 124–127.
- A. Wawrzaszek and W. M. Macek, Observation of Multifractal Spectrum in Solar Wind Turbulence by Ulysses at High Latitudes, *J. Geophys. Res.*, **115**, A07104 (2010).
- W. M. Macek and A. Wawrzaszek, Multifractal Structure of Small and Large Scales Fluctuations of Interplanetary Magnetic Fields, *Planet. Space Sci.*, **59**, 569–574 (2011a).

- W. M. Macek and A. Wawrzaszek, Multifractal Two-Scale Cantor Set Model for Slow Solar Wind Turbulence in the Outer Heliosphere During Solar Maximum, *Nonlin. Processes Geophys.*, **18**, 287-294 (2011b).
- W. M. Macek, A. Wawrzaszek, V. Carbone, Observation of the Multifractal Spectrum at the Termination Shock by Voyager 1, *Geophys. Res. Lett.*, **38**, L19103 (2011).
- W.M. Macek, A. Wawrzaszek, V. Carbone, Observation of the Multifractal Spectrum in the Heliosphere and the Heliosheath by Voyager 1 and 2, *Journal of Geophysical Research*, **117**, A12101 (2012).
- W. M. Macek, Multifractal Turbulence in the Heliosphere, in *Exploring the Solar Wind*, edited by M. Lazar, Intech, ISBN 978-953-51-0399-4 (2012).
- W. M. Macek and A. Wawrzaszek, Voyager 2 Observation of the Multifractal Spectrum in the Heliosphere and the Heliosheath, *Nonlin. Processes Geophys.*, **20**, 1061-1070 (2013).
- W. M. Macek, A. Wawrzaszek, L. F. Burlaga, Multifractal Structures Detected by Voyager 1 at the Heliospheric Boundaries, *Astrophys. J. Lett.*, in press.

Fractal

A measure (volume) V of a set as a function of size l

$$V(l) \sim l^{D_F}$$

The number of elements of size l needed to cover the set

$$N(l) \sim l^{-D_F}$$

The fractal dimension

$$D_F = \lim_{l \rightarrow 0} \frac{\ln N(l)}{\ln 1/l}$$

Multifractal

A (probability) measure versus singularity strength, α

$$p_i(l) \propto l^{\alpha_i}$$

The number of elements in a small range from α to $\alpha + d\alpha$

$$N_l(\alpha) \sim l^{-f(\alpha)}$$

The multifractal singularity spectrum

$$f(\alpha) = \lim_{\varepsilon \rightarrow 0} \lim_{l \rightarrow 0} \frac{\ln[N_l(\alpha + \varepsilon) - N_l(\alpha - \varepsilon)]}{\ln 1/l}$$

The generalized dimension

$$D_q = \frac{1}{q-1} \lim_{l \rightarrow 0} \frac{\ln \sum_{k=1}^N (p_k)^q}{\ln l}$$

Multifractal Characteristics

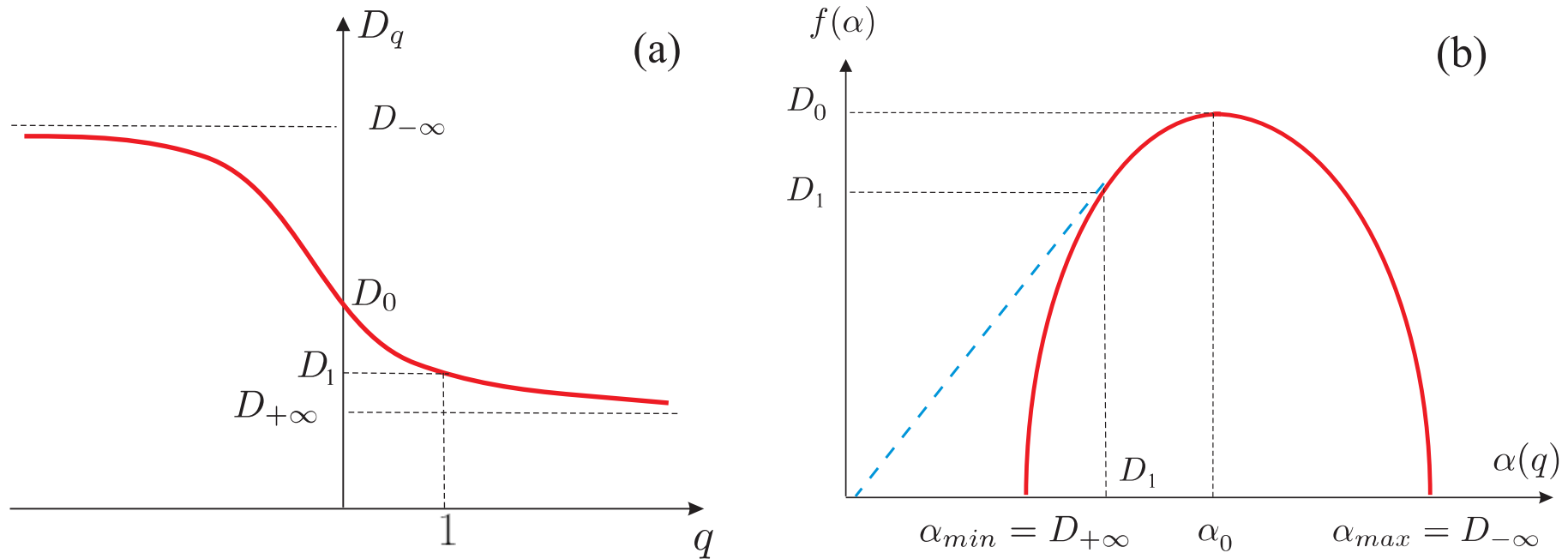


Fig. 1. (a) The generalized dimensions D_q as a function of any real q , $-\infty < q < \infty$, and (b) the singularity multifractal spectrum $f(\alpha)$ versus the singularity strength α with some general properties: (1) the maximum value of $f(\alpha)$ is D_0 ; (2) $f(D_1) = D_1$; and (3) the line joining the origin to the point on the $f(\alpha)$ curve where $\alpha = D_1$ is tangent to the curve (Ott *et al.*, 1994).

Generalized Scaling Property

The generalized dimensions are important characteristics of *complex* dynamical systems; they quantify multifractality of a given system (Ott, 1993). In the case of turbulence cascade these generalized measures are related to inhomogeneity with which the energy is distributed between different eddies (Meneveau and Sreenivasan, 1991). In this way they provide information about dynamics of multiplicative process of cascading eddies. Here high positive values of $q > 1$ emphasize regions of intense fluctuations larger than the average, while negative values of q accentuate fluctuations lower than the average (cf. Burlaga 1995).

Using $(\sum p_i^q \equiv \langle p_i^{q-1} \rangle_{\text{av}})$ a generalized average probability measure

$$\bar{\mu}(q, l) \equiv \sqrt[q-1]{\langle (p_i)^{q-1} \rangle_{\text{av}}} \quad (1)$$

we can identify D_q as scaling of the measure with size l

$$\bar{\mu}(q, l) \propto l^{D_q} \quad (2)$$

Hence, the slopes of the logarithm of $\bar{\mu}(q, l)$ of Eq. (2) versus $\log l$ (normalized) provides

$$D_q = \lim_{l \rightarrow 0} \frac{\log \bar{\mu}(q, l)}{\log l} \quad (3)$$

Measures and Multifractality

We define a one-parameter q family of (normalized) generalized pseudoprobability measures (Chhabra and Jensen, 1989; Chhabra *et al.*, 1989)

$$\mu_i(q, l) \equiv \frac{p_i^q(l)}{\sum_{i=1}^N p_i^q(l)} \quad (4)$$

Now, with an associated fractal dimension index $f_i(q, l) \equiv \log \mu_i(q, l) / \log l$ for a given q the multifractal singularity spectrum of dimensions is defined directly as the average taken with respect to the measure $\mu_i(q, l)$ in Eq. (4) denoted by $\langle \dots \rangle$

$$f(q) \equiv \lim_{l \rightarrow 0} \sum_{i=1}^N \mu_i(q, l) f_i(q, l) = \lim_{l \rightarrow 0} \frac{\langle \log \mu_i(q, l) \rangle}{\log(l)} \quad (5)$$

and the corresponding average value of the singularity strength is given by (Chhabra and Jensen, 1987)

$$\alpha(q) \equiv \lim_{l \rightarrow 0} \sum_{i=1}^N \mu_i(q, l) \alpha_i(l) = \lim_{l \rightarrow 0} \frac{\langle \log p_i(l) \rangle}{\log(l)}. \quad (6)$$

Methods of Data Analysis

Magnetic Field Strength Fluctuations and Generalized Measures

Given the normalized time series $B(t_i)$, where $i = 1, \dots, N = 2^n$ (we take $n = 8$), to each interval of temporal scale Δt (using $\Delta t = 2^k$, with $k = 0, 1, \dots, n$) we associate some probability measure

$$p(x_j, l) \equiv \frac{1}{N} \sum_{i=1+(j-1)\Delta t}^{j\Delta t} B(t_i) = p_j(l), \quad (7)$$

where $j = 2^{n-k}$, i.e., calculated by using the successive (daily) average values $\langle B(t_i, \Delta t) \rangle$ of $B(t_i)$ between t_i and $t_i + \Delta t$. At a position $x = v_{\text{sw}}t$, at time t , where v_{sw} is the average solar wind speed, this quantity can be interpreted as a probability that the magnetic flux is transferred to a segment of a spatial scale $l = v_{\text{sw}}\Delta t$ (Taylor's hypothesis).

The average value of the q th moment of the magnetic field strength B should scale as

$$\langle B^q(l) \rangle \sim l^{\gamma(q)}, \quad (8)$$

with the exponent $\gamma(q) = (q - 1)(D_q - 1)$ as shown by Burlaga et al. (1995).

Mutifractal Models for Turbulence

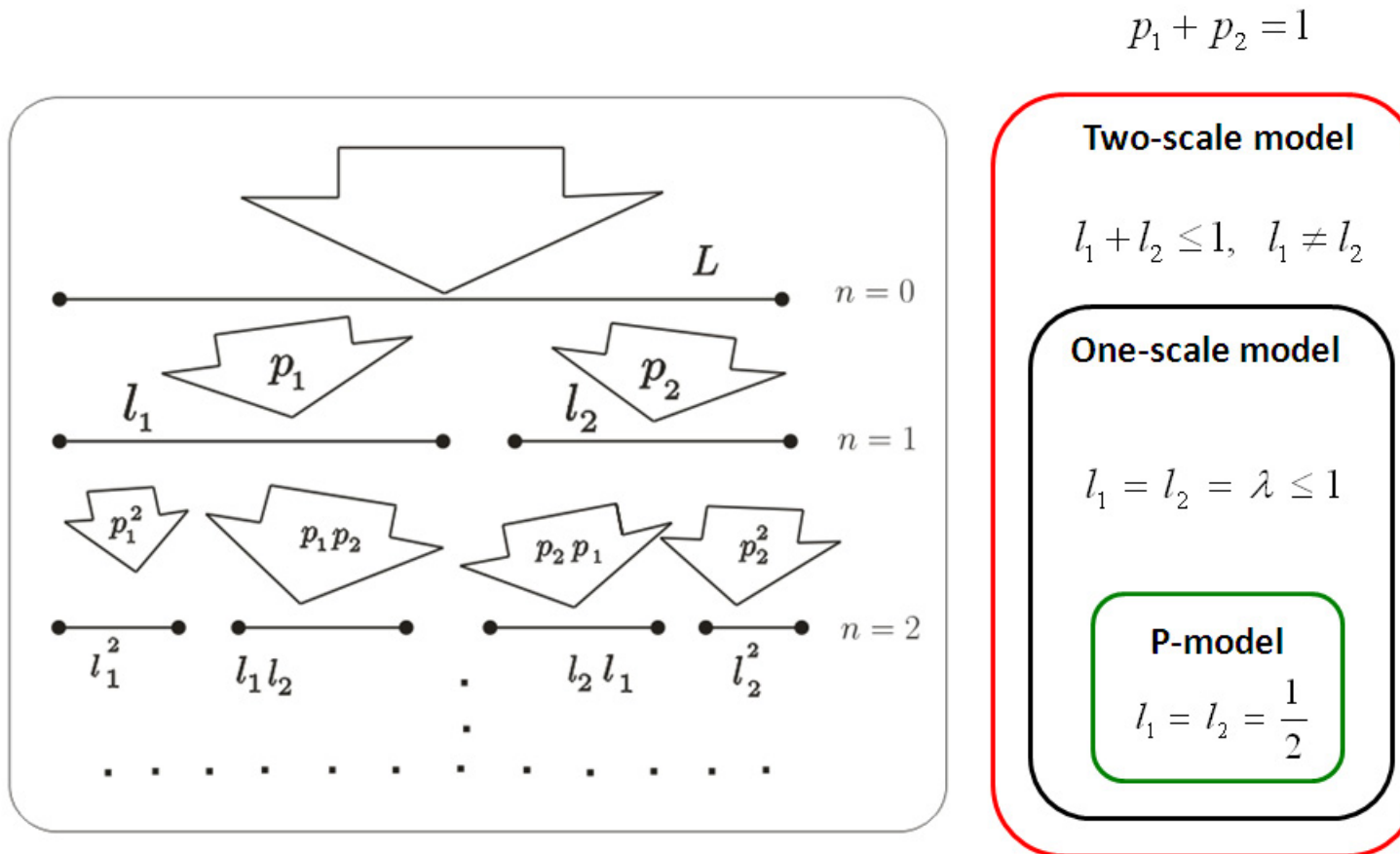


Fig. 1. Generalized two-scale Cantor set model for turbulence (Macek, 2007).

Solutions

Transcendental equation (for $n \rightarrow \infty$)

$$\frac{p^q}{l_1^{\tau(q)}} + \frac{(1-p)^q}{l_2^{\tau(q)}} = 1 \quad (9)$$

For $l_1 = l_2 = \lambda$ and any q in Eq. (9) one has for the generalized dimensions

$$\tau(q) \equiv (q-1)D_q = \frac{\ln[p^q + (1-p)^q]}{\ln \lambda}. \quad (10)$$

Space filling turbulence ($\lambda = 1/2$):

the multifractal cascade p -model for fully developed turbulence,
the generalized weighted Cantor set (Meneveau and Sreenivasan, 1987).

The usual middle one-third Cantor set (without any multifractality):

$p = 1/2$ and $\lambda = 1/3$.

Degree of Multifractality and Asymmetry

The difference of the maximum and minimum dimension (the least dense and most dense points in the phase space) is given, e.g., by Macek (2006, 2007)

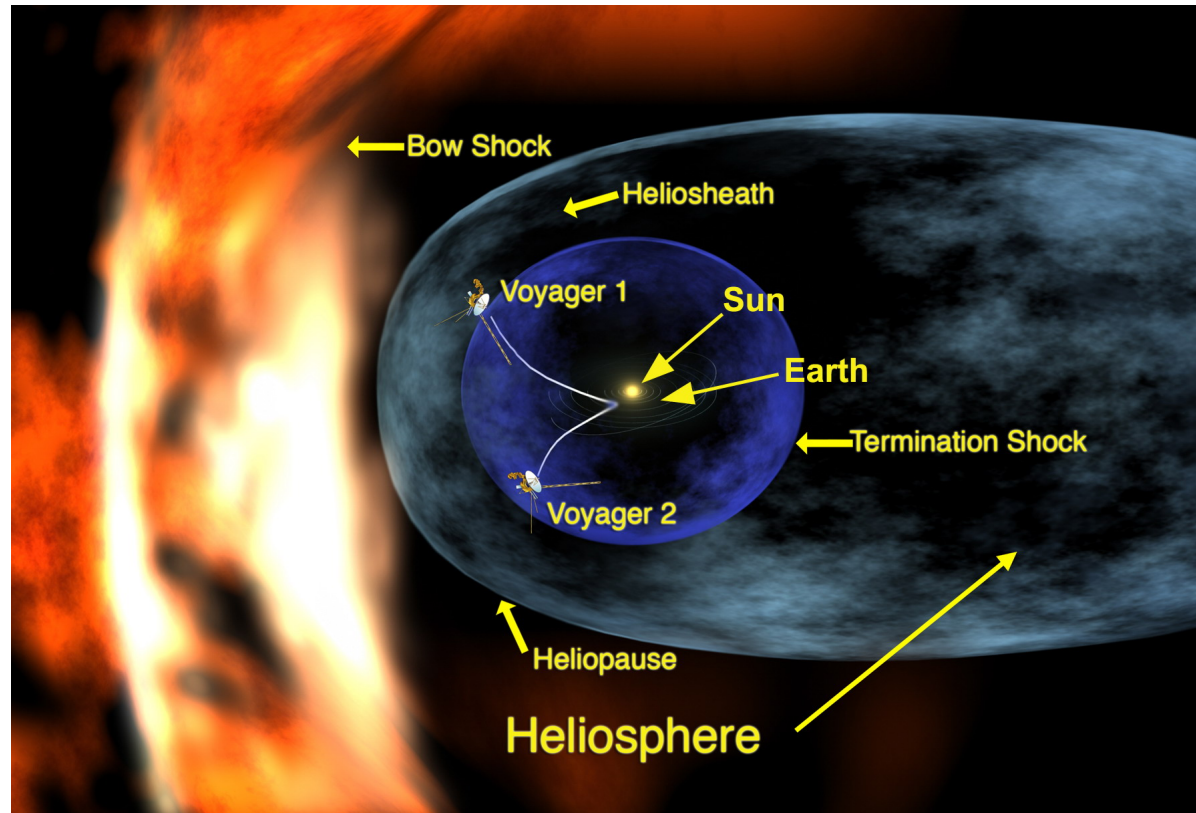
$$\Delta \equiv \alpha_{\max} - \alpha_{\min} = D_{-\infty} - D_{\infty} = \left| \frac{\log(1-p)}{\log l_2} - \frac{\log(p)}{\log l_1} \right|. \quad (11)$$

In the limit $p \rightarrow 0$ this difference rises to infinity (degree of multifractality).

The degree of multifractality Δ is simply related to the deviation from a simple self-similarity. That is why Δ is also a measure of intermittency, which is in contrast to self-similarity (Frisch, 1995, chapter 8).

Using the value of the strength of singularity α_0 at which the singularity spectrum has its maximum $f(\alpha_0) = 1$ we define a measure of asymmetry by

$$A \equiv \frac{\alpha_0 - \alpha_{\min}}{\alpha_{\max} - \alpha_0}. \quad (12)$$



Schematic of the Heliospheric Boundaries.

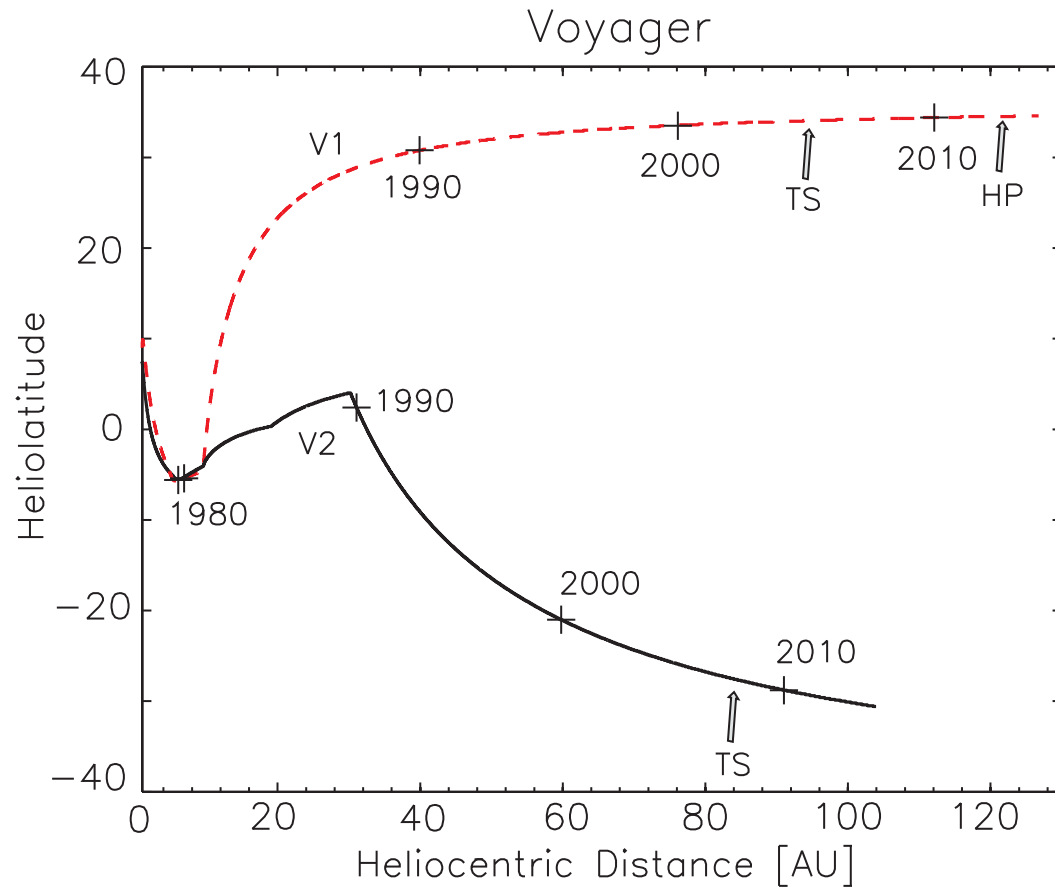



Fig. 2. The heliospheric distances from the Sun and the heliographic latitudes during each year of the Voyager mission. Voyager 1 and 2 spacecraft are located above and below the solar equatorial plane, respectively.

Voyager 1 Spacecraft



7 – 60 AU (1980 – 1995)

70 – 90 AU (1999 – 2003)

95 – 107 AU (2005 – 2008)

108 – 115 AU (2009 – 2010)

117 – 122 AU (2011 – 2012)

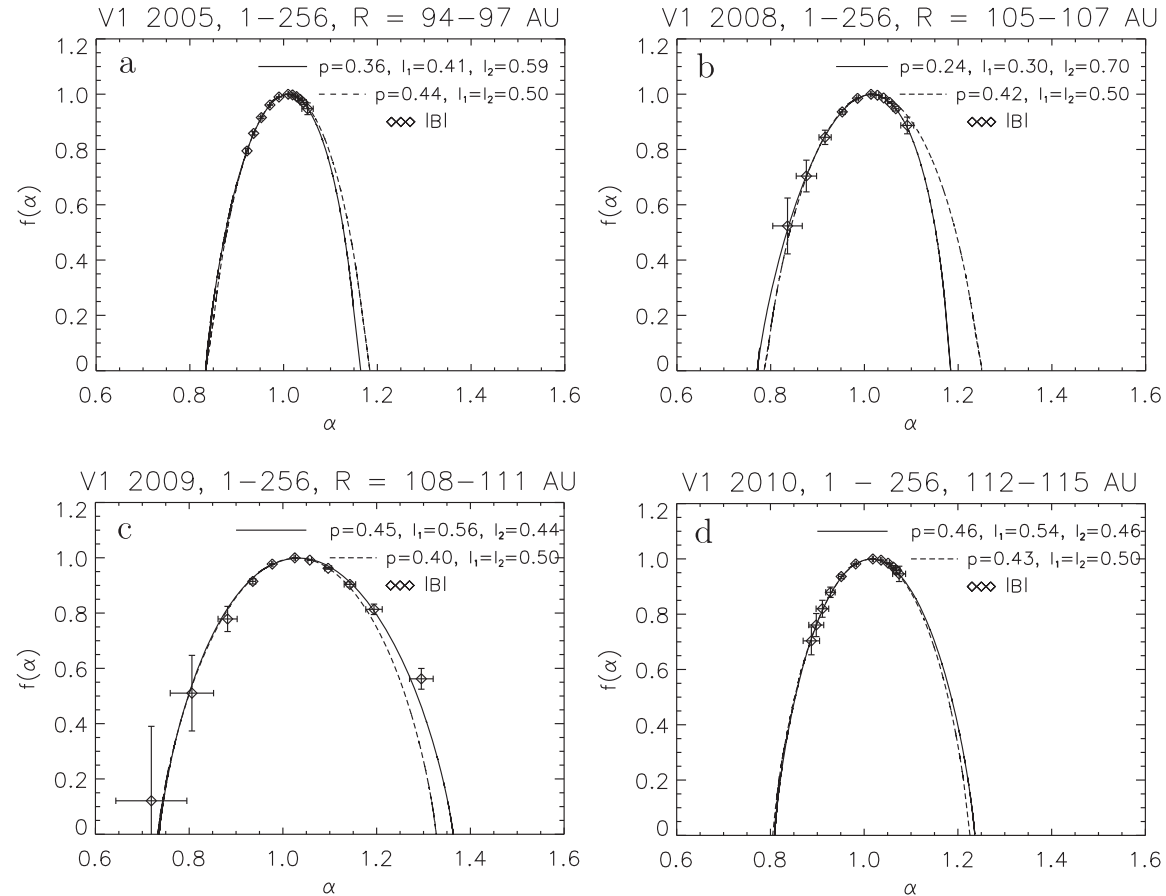


Fig. 1. The singularity spectrum $f(\alpha)$ as a function of a singularity strength α . The values are calculated for the weighted two-scale (continuous lines) model and the usual one-scale (dashed lines) p -model with the parameters fitted using the magnetic fields (diamonds) measured by Voyager 1 in the heliosheath at various distances before crossing the heliopause, (a) 94–97 AU (b) 105–107 AU, (c) 108–111 AU, and (d) 112–115 AU, correspondingly (cf. Macek et al., 2011, 2012).

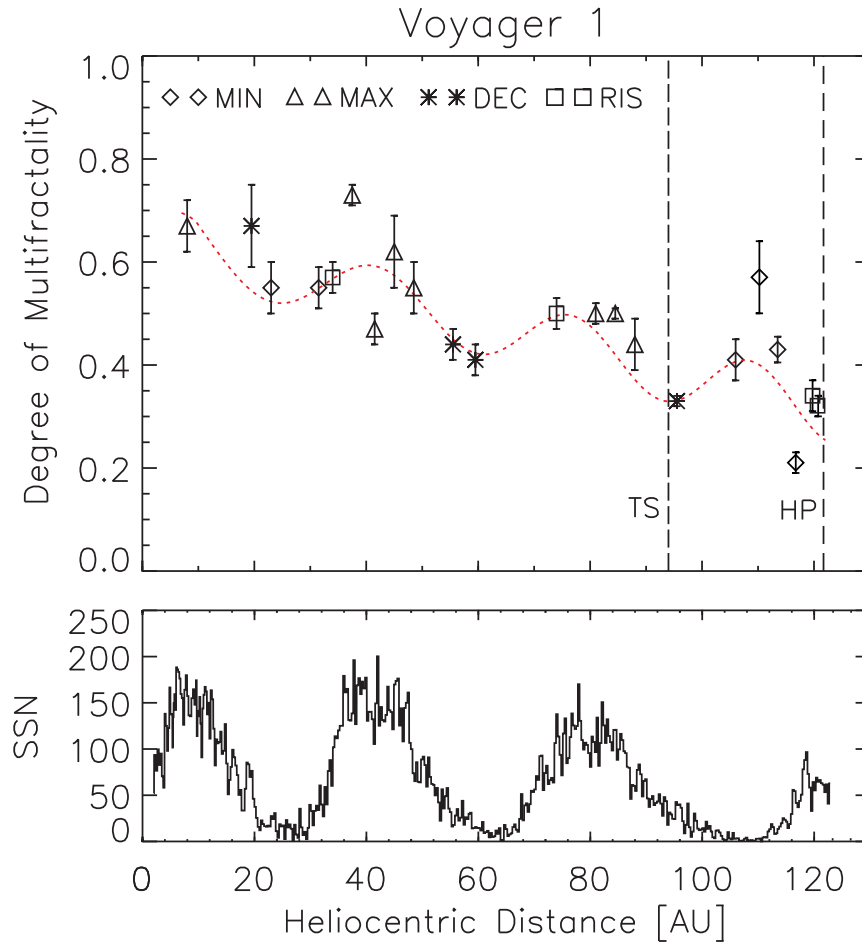


Fig. 2. The degree of multifractality Δ in the heliosphere versus the heliospheric distances compared to a periodically decreasing function (dotted) during solar minimum (MIN) and solar maximum (MAX), declining (DEC) and rising (RIS) phases of solar cycles, with the corresponding averages shown by continuous lines. The crossing of the termination shock (TS) and the heliopause (HP) by Voyager 1 are marked by vertical dashed lines. Below is shown the Sunspot Number (SSN) during years 1980–2010 (cf. Macek et al. 2011).

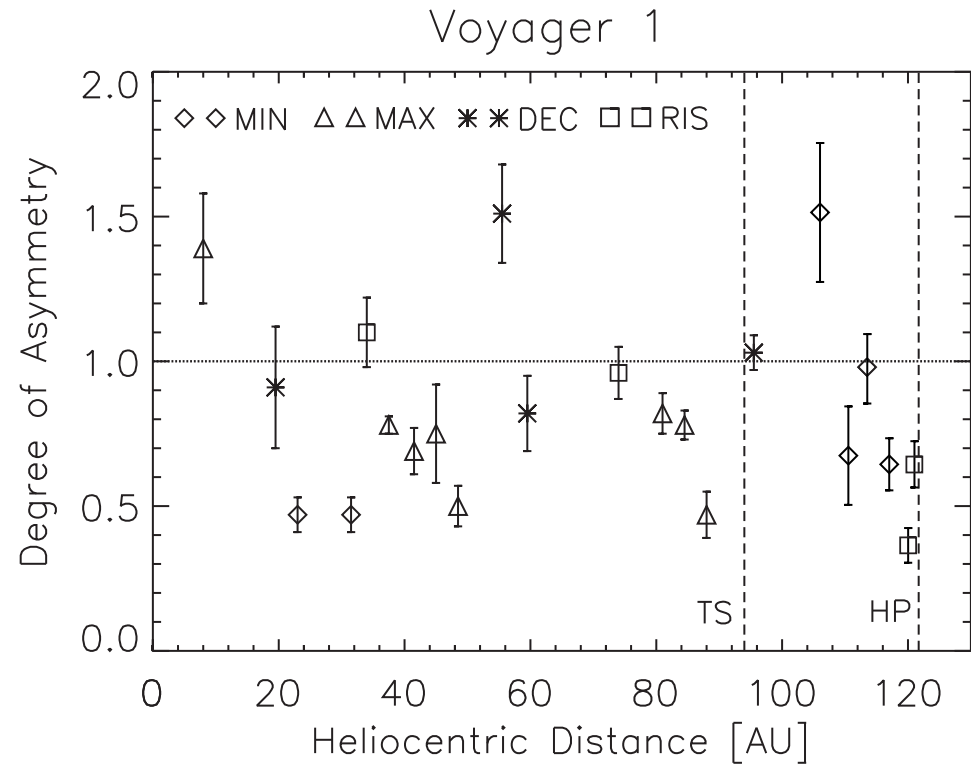


Fig. 3. The degree of asymmetry A of the multifractal spectrum in the heliosphere as a function of the heliospheric distance during solar minimum (MIN) and solar maximum (MAX), declining (DEC) and rising (RIS) phases of solar cycles with the corresponding averages denoted by continuous lines; the value $A = 1$ (dotted) corresponds to the one-scale symmetric model. The crossing of the termination shock (TS) and the heliopause (HP) by Voyager 1 are marked by vertical dashed lines (cf. Macek et al. 2011).

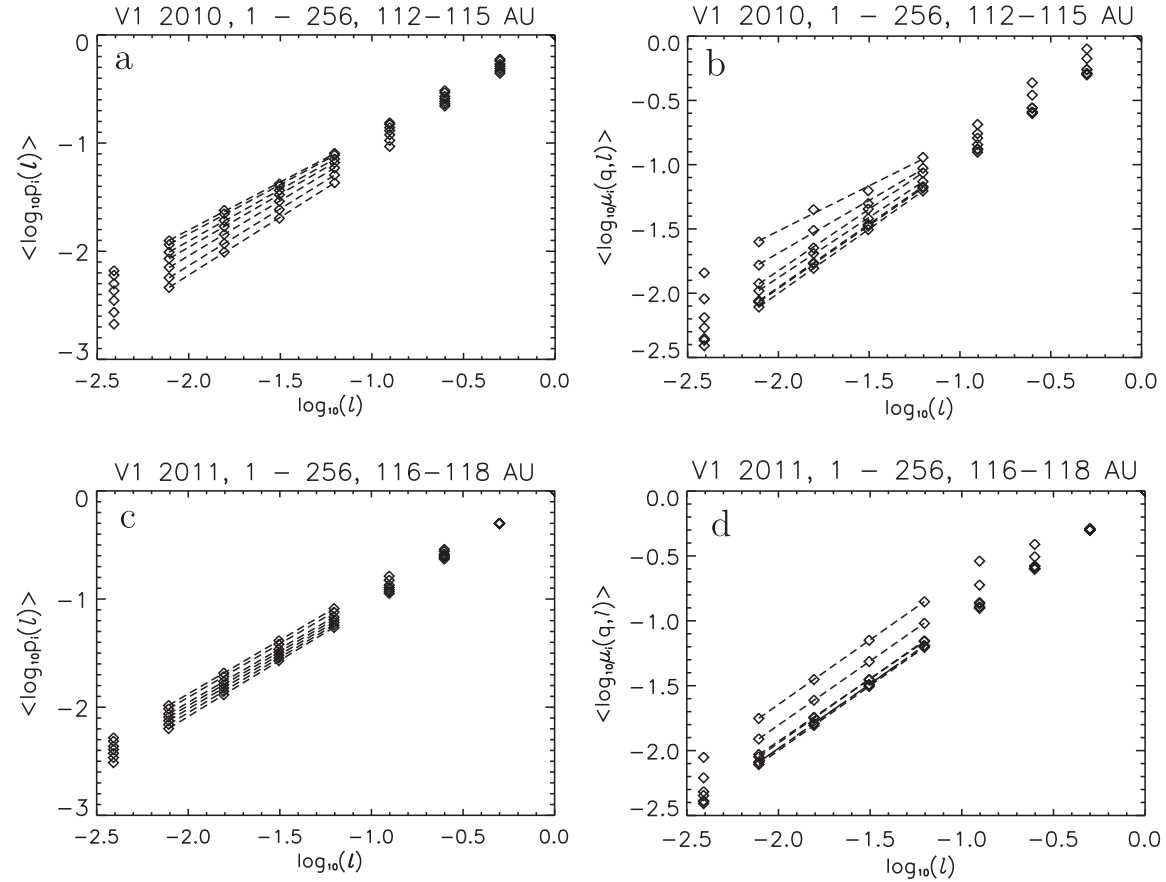


Fig. 1. Generalized average logarithmic probability $\langle \log_{10} p_i(l) \rangle$ (a, c) and pseudoprobability $\langle \log_{10} \mu_i(q, l) \rangle$ (b, d) depending on $\log_{10} l$ for $-2 \leq q \leq 6$. These results are obtained by using the magnetic fields measurements of Voyager 1 in the heliosheath (shown by diamonds) in years 2010 and 2011 at distances of 112–115 AU and 116–118 AU, respectively (Macek et al. 2014).

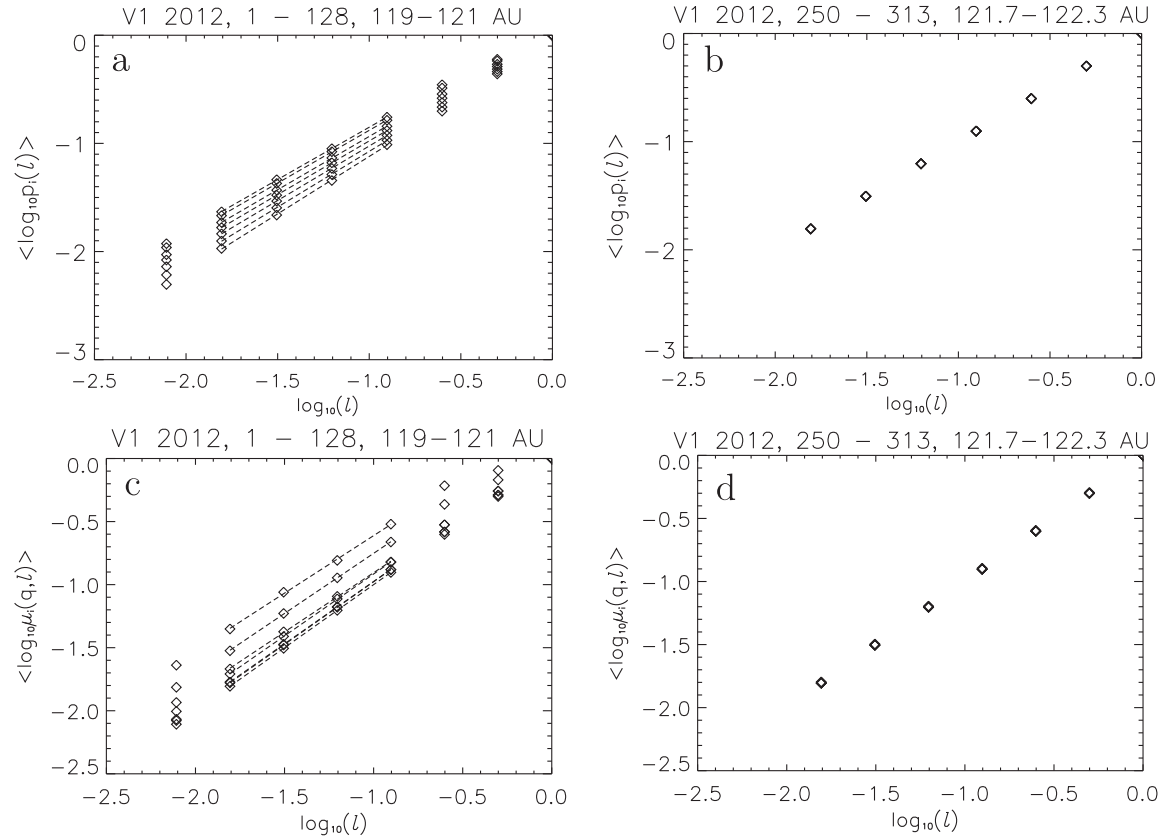


Fig. 2. Generalized average logarithmic probability $\langle \log_{10} p_i(l) \rangle$ (a, b) and pseudoprobability $\langle \log_{10} \mu_i(q, l) \rangle$ (c, d) depending on $\log_{10} l$ for $-2 \leq q \leq 6$. These results are obtained using the Voyager 1 magnetic field intensity measurements in the heliosheath before (a, c) and after (b, d) crossing the heliopause (diamonds) at 122 AU (Macek et al. 2014).

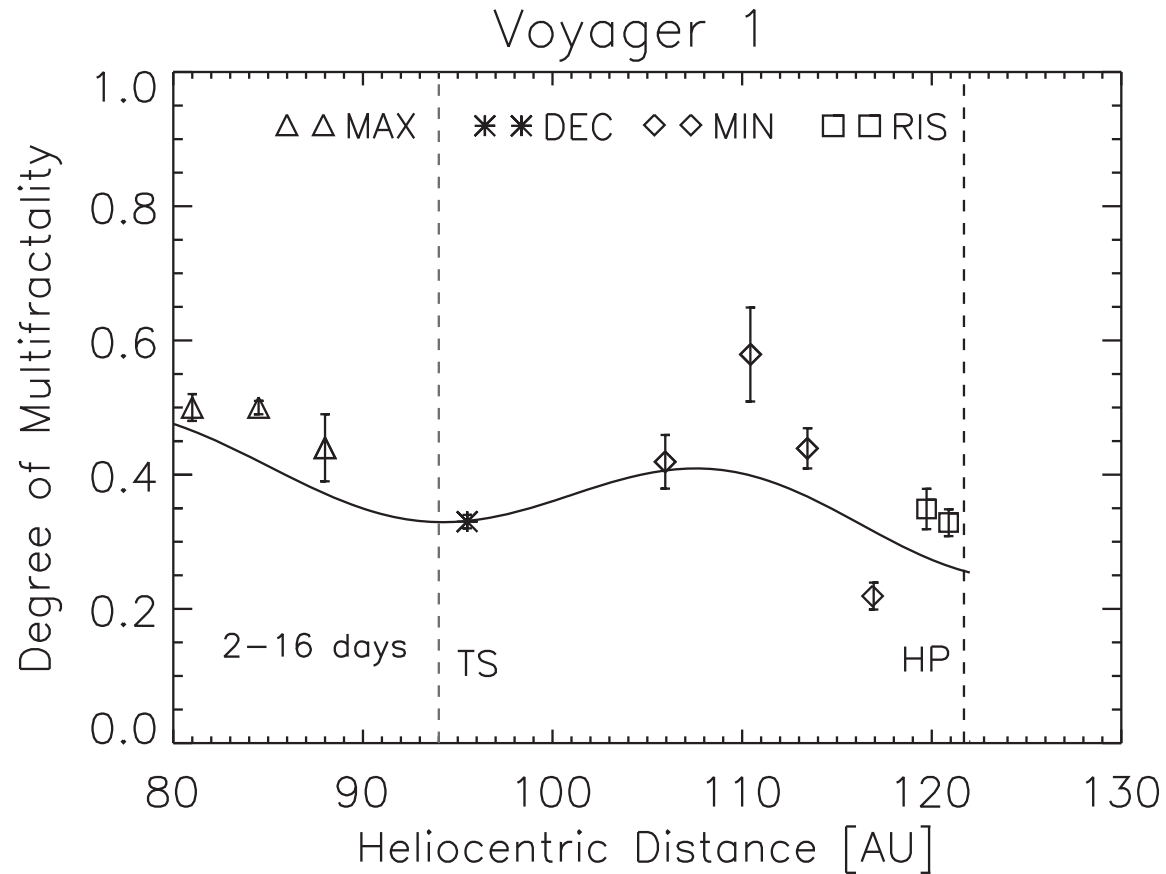


Fig. 3. The parameter Δ quantifying multifractality in the heliosheath as a function of the distances from the Sun together with a periodic function shown by a continuous line during different phases of the solar cycle. The termination shock (TS) and the heliopause (HP) crossings by Voyager 1 are also indicated (Macek et al. 2014).

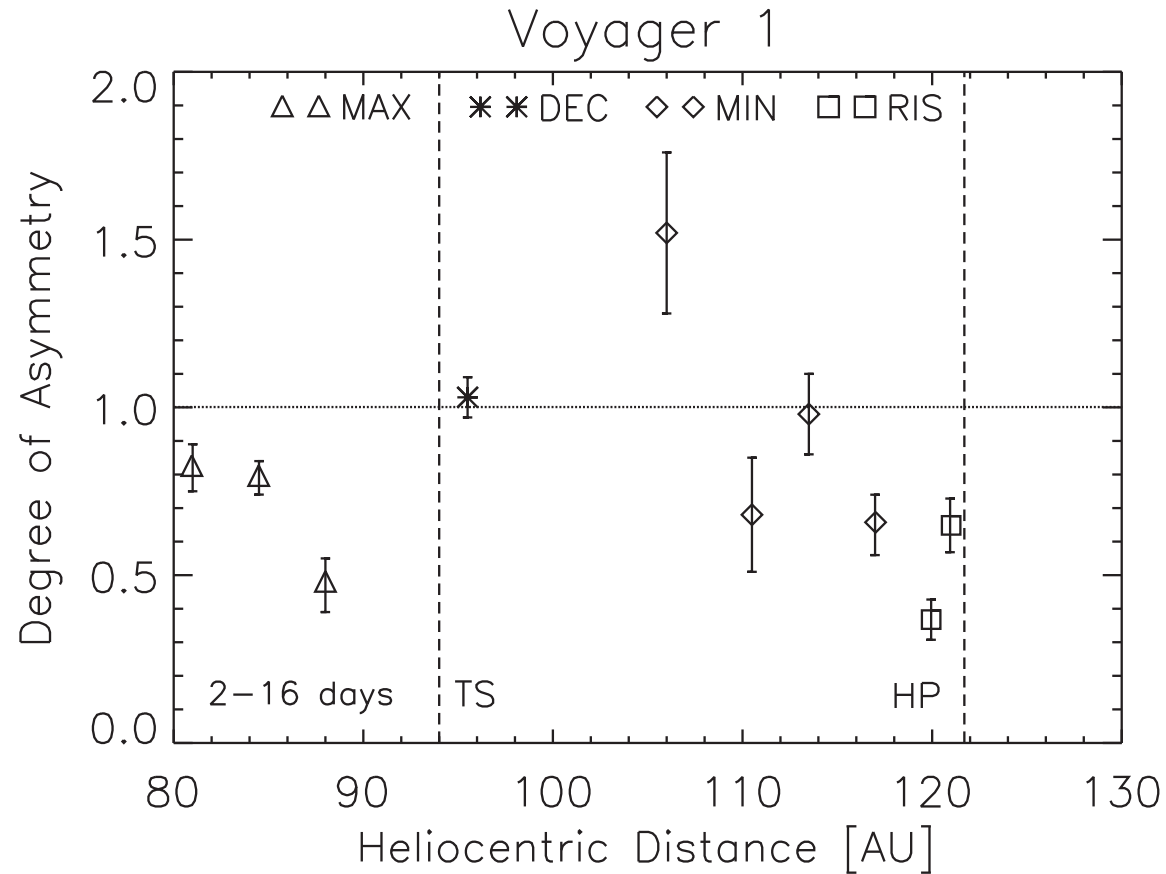


Fig. 4. The parameter A describing the asymmetry of the spectrum in the heliosheath depending on the heliospheric distance during various phases of the solar cycles; the value $A = 1$ (dotted) recovers the one-scale model. The termination shock (TS) and the heliopause (HP) crossings by Voyager 1 are also indicated (Macek et al. 2014).

Table 1: The values of parameters describing multifractality Δ and asymmetry A of the spectra for the magnetic field strength identified by Voyager 1 at various distances from the Sun, before and after crossing the termination shock and at the heliopause (Macek et al. 2014).

Heliocentric Distance	Year	Multifractality Δ	Asymmetry A
7 – 40 AU	1980-1989	0.55 – 0.73	0.47 – 1.39
40 – 60 AU	1990-1995	0.41 – 0.62	0.51 – 1.51
70 – 90 AU	1999-2003	0.44 – 0.50	0.47 – 0.96
95 – 107 AU	2005-2008	0.33 – 0.42	1.03 – 1.52
108 – 115AU	2009-2010	0.44 – 0.58	0.88 – 0.98
117 AU	2011	0.22 ± 0.02	0.65 ± 0.09
120 AU	2012 (1–128)	0.35 ± 0.03	0.37 ± 0.06
121 AU	2012 (108–236)	0.33 ± 0.02	0.65 ± 0.08
122 AU	2012 (250–313)	–	–

Conclusions

- Using our weighted two-scale Cantor set model, which is a convenient tool to investigate the asymmetry of the multifractal spectrum, we confirm the characteristic shape of the universal multifractal singularity spectrum. $f(\alpha)$ is a downward concave function of scaling indices α .
- We show that the degree of multifractality for magnetic field fluctuations of the solar wind falls steadily with the distance from the Sun and seems to be modulated by the solar activity.
- Moreover, we have considered the multifractal spectra of fluctuations of the interplanetary magnetic field strength before and after crossing of the heliospheric termination shock by Voyager 1 and 2 near 94 and 84 AU from the Sun, correspondingly. In contrast to the right-skewed asymmetric spectrum with singularity strength $\alpha > 1$ inside the heliosphere, the spectrum becomes more left-skewed, $\alpha < 1$, or approximately symmetric after the shock crossing in the heliosheath, where the plasma is expected to be roughly in equilibrium in the transition to the interstellar medium.
- We also confirm the results obtained by Burlaga et al. (2006) that before the shock crossing, especially during solar maximum, turbulence is more multifractal than that in the heliosheath.

- Further, in *Astrophysical Journal Letters* (2014) we provide an important evidence that the large-scale magnetic field fluctuations reveal the multifractal structure not only in the outer heliosphere, but in the entire heliosheath, even near the heliopause. Naturally, the evolution of the multifractal distributions should be related to some physical (MHD) models, as shown by Burlaga et al. (2003, 2007).
- The driver of the multifractality in the heliosheath could be the solar variability on scales from hours to days, fast and slow streams or shocks interactions, and other nonlinear structures discussed by Macek and Wawrzaszek (2013).
- In our view, any accurate physical model must reproduce the multifractal spectra. In particular, the observed non-multifractal scaling after the heliopause crossing suggest a non-intermittent behavior in the nearby interstellar medium, consistent with the smoothly varying interstellar magnetic field reported by Burlaga and Ness (2014).
- We have identified the scaling region of fluctuations of the interplanetary magnetic field. In fact, using our two-scale model based on the weighted Cantor set, we have examined the universal multifractal spectra before and after crossing by Voyager 1 the termination shock at 94 AU and before crossing the heliopause at distances of about 122 AU from the Sun.
- Moreover, inside the heliosphere we observe the asymmetric spectrum, which becomes more symmetric in the heliosheath. When approaching the heliopause, the deviation from symmetry decreases, and close to the heliopause the spectrum seems to be rather symmetric.

- We confirm that multifractality of magnetic field fluctuations embedded the solar wind plasma decreases slowly with the heliospheric distance, demonstrating in *Astrophys. J. Lett.* (2014) that this quantity is still modulated by the solar cycles further in the heliosheath, and even in the vicinity of the heliopause, possibly approaching a uniform non-intermittent behavior in the nearby interstellar medium, which could be interesting for astrophysicists.
- We propose this change of behavior as a signature of the expected crossing of the heliopause by Voyager 2 in the near future.
- Finally, as suggested by Macek and Grzedzielski (1985), Fahr et al. (1986), and Macek (1989) reconnection may play an important role for the plasma transport across the heliopause. Recent studies by Swisdak et al. (2013) and simulations by Strumik et al. (2013, 2014) support this idea. Therefore, reconnection processes could modify fractal properties, but probably on smaller scales.

This work was supported by the European Community's Seventh Framework Programme ([FP7/2007–2013]) under Grant agreement No. 313038/STORM, and cosponsored by the Ministry of Science and Higher Education (2013–2015), Poland (MNiSW).

Epilogue

Within the complex dynamics of the solar wind's and interstellar medium fluctuating intermittent plasma parameters, there is a detectable, hidden order described by a Cantor set that exhibits a multifractal structure.

This means that the observed **intermittent** behavior of magnetic fluctuations in the heliosphere and the heliosheath may result from intrinsic *nonlinear* dynamics rather than from random external forces.

Thank you!



Image courtesy of ESO